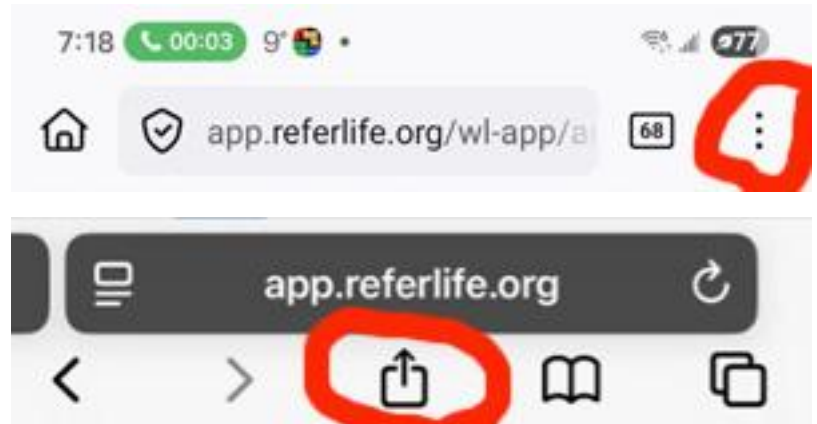


How To “ADD TO HOME SCREEN” Charger App

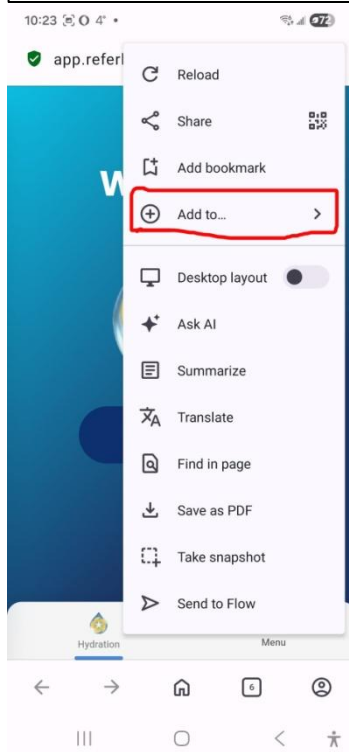


STEP 1: USING OPERA BROWSER; Once APP has been DOWNLOADED this is what you should see. However, depending on the manufacturer or model of your phone you are looking this...




STEP 2: Click ICON YOU SEE ON YOUR SCREEN; Follow the NEXT Instructions to ADD APP

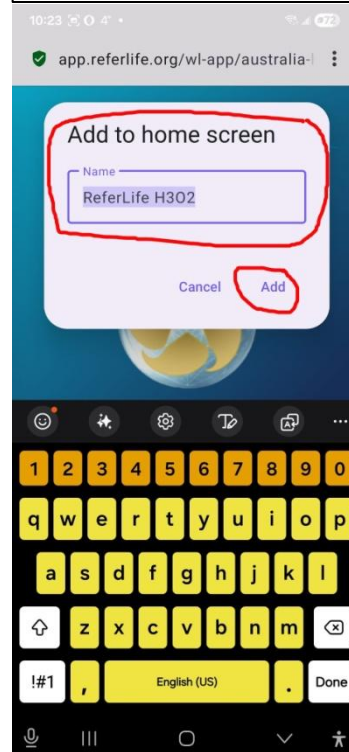
NEXT SCREEN
Click “ADD TO”



NEXT Click
“Home Screen”



NEXT SCREEN
Click “ADD”



NEXT SCREEN
Click “ADD”

